

CELLIGENT®

Intelligent DNA Repair and Protection

CELLIGENT® is an active product created specifically to combat UV-stressed and damaged skin cells. Its unique combination of ingredients protects DNA and supports the repair of cell damage caused by UV exposure.

- Carnosolic Acid: Attacks free-radicals, known for their damaging DNA effect
- Ethyl Ferulate: A natural antioxidant that reduces the amount of UV-radiation penetrating the skin
- Uridine Monophosphate: Supports DNA repair in the cell



Benefits:

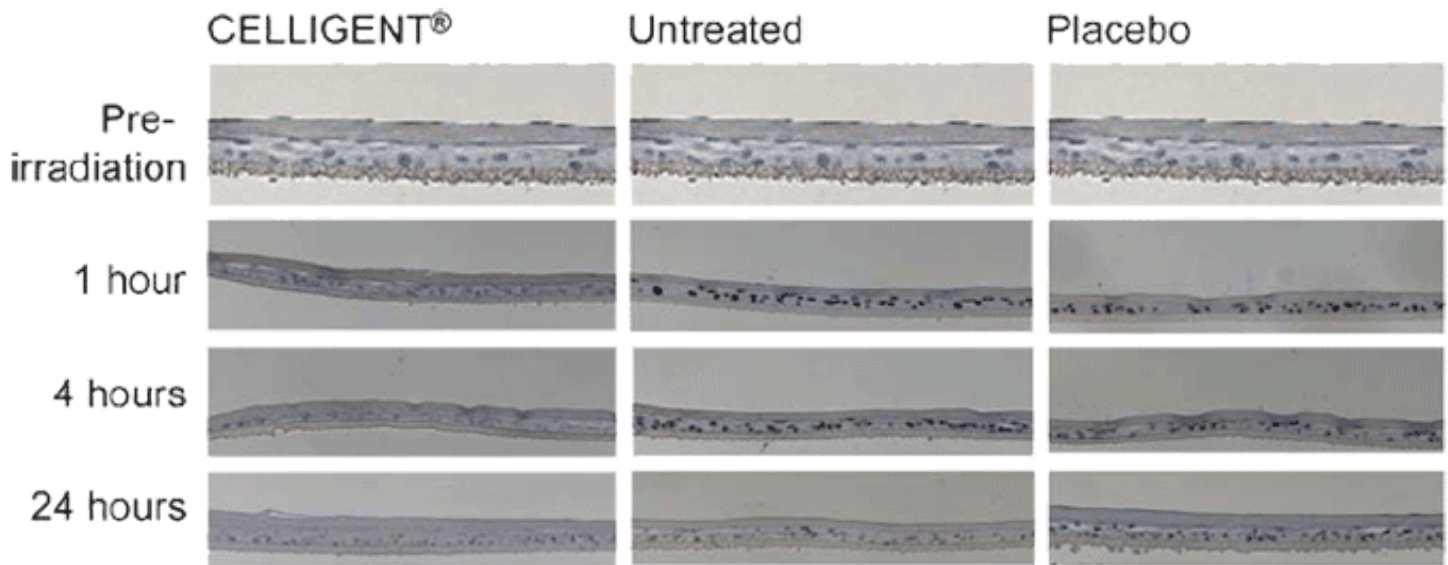
- Actively protects cells during solar irradiation
- Promotes rapid regeneration of damaged DNA after UV-induced erythema

Applications:

- Anti-aging skin care
- Night creams
- After-sun products
- Sunscreens

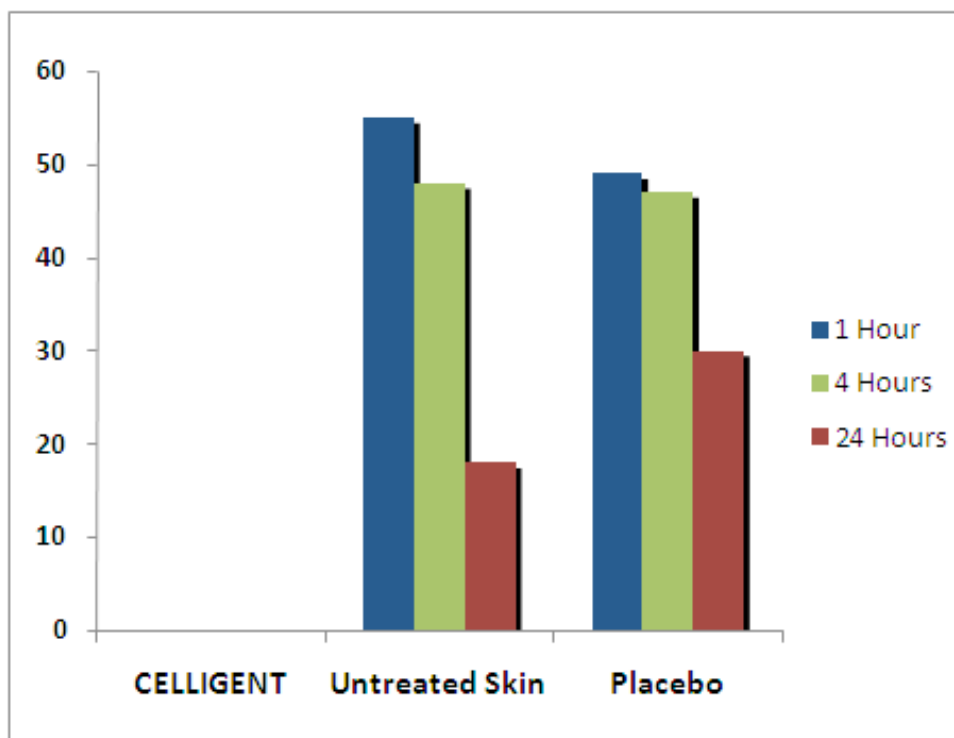
INCI: Helianthus Annuus (Sunflower) Seed Oil, Ethyl Ferulate, Polyglyceryl-5 Trioleate, Rosmarinus Officinalis (Rosemary) Leaf Extract, Water, Disodium Uridine Phosphate

In Vitro Study - DNA Protection



The above images demonstrate **CELLIGENT®**'s DNA protection of UV irradiated skin cells at time intervals up to 24 hours. Cells pre-treated with **CELLIGENT®** show no DNA damage after UV exposure, while those untreated or








treated with the placebo (Capric/Caprylic Triglycerides) show significant UV damage. This data is further exhibited and measured (in nucleotides) in the chart below.



INTELLIGENT NIGHT CREAM WITH CELLIGENT[®]

Repair and protect your skin while you sleep! Our Intelligent Night Cream contains **CELLIGENT[®]** to actively promote the regeneration of UV-damaged DNA in skin cells. Three ingredients, **KONJAC MANNAN GEL POWDER**, **ORGANIC SHEA BUTTER** and **PANTENOLO GLICOLE**, provide significant moisturization while **DERMOFEEL SENSOLV** works to reduce the greasy feeling sometimes caused by rich moisturizers. **DERMOFEEL TOCO 70 NON-GMO** provides the antioxidant and anti-aging benefits of Vitamin E while squalene rich **PANTROFINA OLV** soothes skin and helps normalize sebum.

	TRADE NAME	INCI	SUPPLIER	%
Phase I				
🌿	Water	Water		q.s
🌿	Konjac Mannan Gel Powder 2030	Amorphophallus Konjac Root Powder	Kinetik Technologies	0.30
Phase II				
🌿	Dermofeel PA-3	Sodium Phytate	Kinetik Technologies	0.20
🌿	Glycerin	Glycerin	Various	3.00
	Pantenolo Glicole	Panthenol, Propylene Glycol	Kinetik Technologies	1.00
	Dermosoft 1388	Water, Glycerin, Sodium Levulinate, Sodium Anisate	Kinetik Technologies	3.00
Phase III				
🌿	Dermofeel GSC	Glyceryl Stearate Citrate	Kinetik Technologies	5.00
🌿	Dermofeel Sensolv	Isoamyl Laurate	Kinetik Technologies	7.50
🌿	Pantrofina OLV	Olea Europaea (Olive Oil) Unsaponifiables	Kinetik Technologies	1.00
🌿	Dermofeel TC-7	Triheptanoin	Kinetik Technologies	5.00

	Dermofeel E-67 non GMO	Tocopherol	Kinetik Technologies	0.25
	Dermofeel SL	Sodium Stearoyl Lactylate	Kinetik Technologies	1.30
	Stearic Acid	Stearic Acid	Various	0.50
	Dermofeel PS	Polyglyceryl-3 Stearate	Kinetik Technologies	1.00
	Organic Shea Butter	Butyrospermum Parkii (Shea Butter)	Kinetik Technologies	1.00
	Avocado Oil	Persea Gratissima (Avocado) Oil	Various	0.50
	Cetearyl Alcohol	Cetyl Alcohol, Stearyl Alcohol	Various	0.75
Phase IV				
	CELLIGENT®	Helianthus Annuus (Sunflower) Seed Oil, Ethyl Ferulate, Polyglyceryl-5 Trioleate, Rosmarinus Officinalis (Rosemary) Leaf Extract, Water, Disodium Uridine Phosphate	Kinetik Technologies	2.50
	Corn PO4 PH 'B'	Distarch Phosphate	Kinetik Technologies	2.00
	Lavender Essential Oil	Lavandula Officinalis (Lavender) Oil	Various	0.20
pH: 5.0				
Viscosity: Brookfield Viscometer RVDV-I+ spindle T-C @20 rpm;14,000 – 15,000cps				

 Denotes Natural Ingredient

Procedure:

1. Charge water to main tank with propeller mixing strong enough to create a vortex. Add Konjac Mannan Gel Powder and allow it to hydrate for 10-15 minutes. Do not heat while hydrating.
2. Begin heating to 70°C. Add Phase II ingredients one at a time to main tank.
3. In separate beaker, combine Phase III ingredients and slowly heat to 70°C. Mixture should be completely melted and uniform.
4. Add Phase III mixture to main tank and mix for 10 minutes, keeping at constant temperature.
5. Remove from heat. At 55°C add Phase IV ingredients to main and homogenize for 1 minute. Corn PO4 PH'B' should be completely dispersed throughout.
6. Switch to sweep mixing and force cool. Adjust pH with citric acid and fill at room temperature.

Would you like a sample or formulation of **CELLIGENT®**? Just [click here](#).

To download the **CELLIGENT®** Marketing Brochure, [click here](#).

RAHN | Cosmetics

Proudly represented in the USA by:

kinetik